

YOU SHOOK ME

Intro

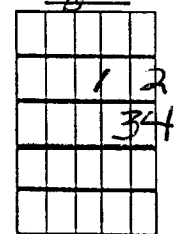
VERSE: 1

VERSE: 2

CHORUS:

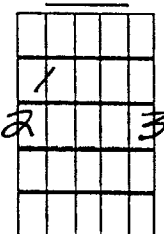
CHORUS:

DSUS4



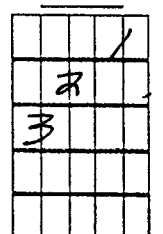
ROOT: —
FRET: —
— —
— —
— —
— —

G



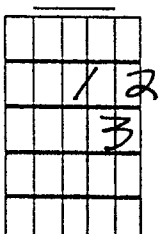
ROOT: —
FRET: —
— —
— —
— —
— —

C




ROOT: —
FRET: —
— —
— —
— —
— —

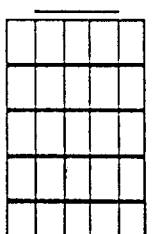
D



ROOT: —
FRET: —
— —
— —
— —
— —



ROOT: —
FRET: —
— —
— —
— —
— —



ROOT: —
FRET: —
— —
— —
— —
— —

YOU SHOOK ME

(SOLO)
2:20

G MINOR PENTATONIC

Handwritten musical notation on a five-line staff. The notes and markings are: 15 (with SL above), 15, 18 (with an upward arrow), 18 (with a wavy line), 17 (with a downward arrow), 17, 17, 17, 15, 18 (with an upward arrow), 15.

Handwritten musical notation on a five-line staff. The notes and markings are: 17 (with an upward arrow), 15, 17 (with an upward arrow), 15 (with SL above), 17 (with a downward arrow), 15, 17 (with an upward arrow), 17, 15, 17 (with an upward arrow), 15 (with a downward arrow). Below the staff are the numbers 3 and 5.

Four sets of empty five-line musical staves, each consisting of five horizontal lines.

A 6x6 grid for guitar fretboard visualization. Below the grid, the text "ROOT:" and "FRET:" is followed by two horizontal lines for each label. Below these are two vertical columns of ten horizontal lines each, representing the strings of a guitar.

A 6x6 grid for guitar fretboard visualization. Below the grid, the text "ROOT:" and "FRET:" is followed by two horizontal lines for each label. Below these are two vertical columns of ten horizontal lines each, representing the strings of a guitar.

A 6x6 grid for guitar fretboard visualization. Below the grid, the text "ROOT:" and "FRET:" is followed by two horizontal lines for each label. Below these are two vertical columns of ten horizontal lines each, representing the strings of a guitar.

A 6x6 grid for guitar fretboard visualization. Below the grid, the text "ROOT:" and "FRET:" is followed by two horizontal lines for each label. Below these are two vertical columns of ten horizontal lines each, representing the strings of a guitar.

A 6x6 grid for guitar fretboard visualization. Below the grid, the text "ROOT:" and "FRET:" is followed by two horizontal lines for each label. Below these are two vertical columns of ten horizontal lines each, representing the strings of a guitar.

A 6x6 grid for guitar fretboard visualization. Below the grid, the text "ROOT:" and "FRET:" is followed by two horizontal lines for each label. Below these are two vertical columns of ten horizontal lines each, representing the strings of a guitar.